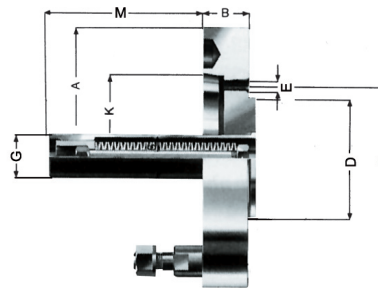


Tool group A14
Type 688 **Basic Body** with
morse taper and **draw-off nut**
mechanical / hydraulic

Item no.	MT	A	B	D	E	T	Weight approx. g
088295	5	140	45	100	M 10	120	5800
088296	6	140	45	100	M 10	120	7480

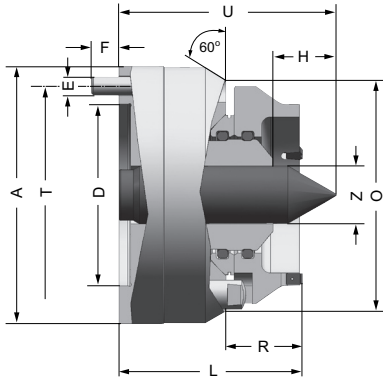
Adapter plate CoM



Tool group A14
Type 688 Adapter plate
short taper with spring set

Item no.	Taper	Design	A	B	D	E	G	K	M	T	Weight approx. g
088331	5	DIN 55026	140	30	100	M 10	37,5	82,563	144	120	4500
088332	6	DIN 55026	165	35	100	M 10	37,5	106,39	139	120	7000
088333	8	DIN 55026	216	40	100	M 10	37,5	139,735	134	120	11500
088334	11	DIN 55026	280	45	100	M 10	37,5	196,885	129	120	23000
088335	5	DIN 55027	140	30	100	M 10	37,5	82,563	144	120	5500
088336	6	DIN 55027	165	35	100	M 10	37,5	106,39	139	120	7000
088337	8	DIN 55027	216	40	100	M 10	37,5	139,735	134	120	11500
088338	11	DIN 55027	280	45	100	M 10	37,5	196,885	129	120	23000
088339	5	DIN 55029	140	30	100	M 10	37,5	82,563	144	120	4500
088340	6	DIN 55029	165	35	100	M 10	37,5	106,39	139	120	7000
088341	8	DIN 55029	216	40	100	M 10	37,5	139,735	134	120	11500
088342	11	DIN 55029	280	45	100	M 10	37,5	196,885	129	120	23000

Driving head CoM



For clamping large and heavy workpieces, even with extremely uneven faces.

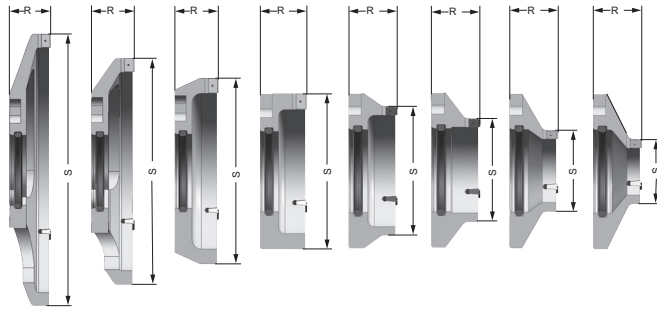
Technical features:

- spring loaded, rigid centre, axially adjustable
- basic body with morse taper or adapter plate with cup spring set
- workpiece weight max. 500 kg
- slip-on driving discs - clamping diameter 50-250 mm
- mechanical compensation

Tool group A14
 Type 687 Face Driving head
 with cylindrical centre mount
 mechanical

Item no.	A	D	E	F	H	L	O	R	T	U	Z
689080	142	100	M 10	15	35	102	128	38	120	120	32

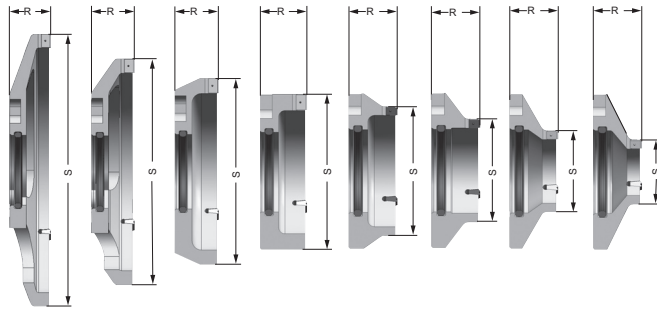
Driving discs CoM



Tool group A14
Type 687-13 **Driving discs**
with interchangeable
hard metal driving plates
right-hand rotation

Item no.	Clamping circuit Ø S	R	Hard metal driving plate	Weight approx. g
689461	50	38	6 x 5T	800
689462	63	38	6 x 5T	900
689463	80	38	6 x 5T	1000
689464	100	38	6 x 5T	1100
689465	125	38	12 x 5T	1800
689466	160	38	12 x 5T	3000
689467 ¹⁾	200	38	12 x 5T	3400
689468 ¹⁾	250	38	12 x 5T	4500

¹⁾ weight reduced



Tool group A14
Type 687-23 **Driving discs**
with interchangeable
hard metal driving plates
left-hand rotation

Item no.	Clamping circuit Ø S	R	Hard metal driving plate	Weight approx. g
689091	50	38	6 x 5T	800
689092	63	38	6 x 5T	900
689093	80	38	6 x 5T	1000
689094	100	38	6 x 5T	1100
689095	125	38	12 x 5T	1800
689096	160	38	12 x 5T	3000
689097 ¹⁾	200	38	12 x 5T	3400
689098 ¹⁾	250	38	12 x 5T	4500

¹⁾ weight reduced